

INCOME TAX RETURN

| | |
|----------------------|---|
| NAME OF THE ASSESSEE | PRESERVATION & PROLIFERATION OF RURAL |
| ADDRESS | RESOURCE AND NATURE |
| PAN/ GIR NO. | SHASTRI NAGAR, SIKARIYA MORE, RAMPUR GAYA |
| DATE OF BIRTH | AACTP2597D |
| STATUS | 30-11-12 |
| FINANCIAL YEAR | AOP |
| ASSESSMENT YEAR | 2018-19 |
| | 2019-20 |

STATEMENT OF COMPUTATION

| Particulars | Accumulation not exceeding 15% | Balance 85% | Total |
|--|--------------------------------------|---------------|---------------|
| opening Balances C/F | 1,735,783.00 | 986,545.54 | 2,722,328.54 |
| (A) | 1,735,783.00 | 986,545.54 | 2,722,328.54 |
| Gross Current Year Receipts | | | |
| Voluntary Contributions | 1,926,337.03 | 10,915,909.82 | 12,842,246.85 |
| Interest Income | 41,671.13 | 236,136.38 | 277,807.50 |
| Other Income | - | - | - |
| (B) | 1,968,008.15 | 11,152,046.20 | 13,120,054.35 |
| Total funds to be accounted for (A+B)=C | 3,703,791.15 | 12,138,591.74 | 15,842,382.89 |
| Fund Utilised during the current Year | | | |
| Out of opening balance | 1,735,783.00 | 986,545.54 | 2,722,328.54 |
| Out of Current Year receipts | - | 10,280,078.97 | 10,280,078.97 |
| (D) | 1,735,783.00 | 11,266,624.51 | 13,002,407.51 |
| Closing Balance | | | |
| Out of opening balance | - | - | - |
| Out of Current Year receipts | 1,968,008.15 | 871,967.23 | 2,839,975.38 |
| (C-D) | 1,968,008.15 | 871,967.23 | 2,839,975.38 |
| Taxable income | | | Nil |
| Tax on Taxable Income | | | Nil |
| Tds Deducted | | | 4030 |
| Refund Due | | | 4030 |

For Preservation And Proliferation
Of Rural Resources And
Nature (PRAN)


Anil Verma

Chief Functionery

Date : 26-06-2019

Place : Patna



M/s Rajeev K Sahu & Associates
Chartered Accountants

U-5, 5th Floor, Chandi Vyapar Bhawan, Exhibition Road, Patna, Bihar 800001
Mob. +91-7091598755, +91-9716715875, Email: ca.rks87@gmail.com, carajeevraj87@gmail.com

FORM NO. 10B
(See Rule 17B)

**Audit Report Under Section 12 A(b) of the Income Tax Act 1961, in the case of
charitable or religious trusts or institutions**

To,
The Members of
Preservation And Proliferation of Rural Resources And Nature (PRAN)
Shastri Nagar, Sikaria More, Rampur Gaya (Bihar)

We have audited the accompanying financial statements of **Preservation And Proliferation of Rural Resources And Nature, Shastri Nagar, Sikaria More, Rampur Gaya (Bihar)** which comprise the Balance Sheet as at March 31, 2019 and the Income and Expenditure statement for the year then ended, and a summary of significant accounting policies and other explanatory information.

Management's Responsibility for the Financial Statements

Management is responsible for the preparation of these financial statements in accordance with The Income Tax Act, 1961. This responsibility includes the design, implementation and maintenance of internal control relevant to the preparation of the financial statements that are free from material misstatement, whether due to fraud or error.

Auditor's Responsibility

Our responsibility is to express an opinion on these financial statements based on our audit. We conducted our audit in accordance with the Standards on Auditing issued by the Institute of Chartered Accountants of India. Those Standards require that we comply with ethical requirements and plan and perform the audit to obtain reasonable assurance about whether the financial statements are free from material misstatement. An audit involves performing procedures to obtain audit evidence about the amounts and disclosures in the financial statements. The procedures selected depend on the auditor's judgment, including the assessment of the risks of material misstatement of the financial statements, whether due to fraud or error. In making those risk assessments, the auditor considers internal control relevant to the Trust's preparation



and fair presentation of the financial statements in order to design audit procedures that are appropriate in the circumstances.

An audit also includes evaluating the appropriateness of accounting policies used and the reasonableness of the accounting estimates made by management, as well as evaluating the overall presentation of the financial statements.

We believe that the audit evidence we have obtained is sufficient and appropriate to provide a basis for our audit opinion.


Opinion

In our opinion and to the best of our information and according to the explanations given to us, the financial statements of **Preservation And Proliferation of Rural Resources And Nature, Shastri Nagar, Sikaria More, Rampur Gaya (Bihar)** for the year ended March 31, 2019 give a true and fair view:-

- i) in the case of the Balance Sheet, of the state of affairs of the Trust as at 31st March, 2019;
- ii) in the case of the Income and Expenditure Account, of the surplus for the year ended on that date.

The prescribed particulars are annexed hereto.

For M/s Rajeev K Sahu & Associates
Chartered Accountants
FRN-024829C



(Rajeev Kumar Sahu)

Prop

M.No: 531600

Date: 26/06/2019

Place: Patna

PRESERVATION AND PROLIFERATION OF RURAL RESOURCES AND NATURE
SHASTRI NAGAR, SIKARIYA MORE, RAMPUR GAYA (BIHAR)

Balance Sheet as at 31st March 2019

| PARTICULARS | SCHEDULE | PRAN | APPI | FCRA | TOTAL AS AT 31-03-2019 | TOTAL AS AT 31-03-2018 |
|-----------------------------|----------|------------------|------------------|----------------|------------------------|------------------------|
| SOURCES OF FUNDS | | | | | | |
| Corpus Fund | | 309,000 | | | 309,000 | 309,000 |
| Reserves & Surplus | 1 | 2,041,343 | 1,104,372 | 207,140 | 3,352,855 | 3,235,208 |
| Current Liabilities | 2 | 63,884 | 69,361 | 145,517 | 278,761 | 351,824 |
| TOTAL | | 2,414,227 | 1,173,732 | 352,657 | 3,940,616 | 3,896,032 |
| APPLICATION OF FUNDS | | | | | | |
| 1) Fixed Assets: | | | | | | |
| Fixed Assets | | 513,210 | 284,046 | - | 797,256 | 766,256 |
| Less: Depreciation | | 289,971 | 130,716 | - | 420,687 | 328,510 |
| Net Block | 3 | 223,239 | 153,330 | - | 376,569 | 437,746 |
| 2) Investments | | 618,479 | - | - | 618,479 | 582,210 |
| 3) Current assets | | | | | | |
| Advances | 5 | 27,531 | 1,395 | 7,150 | 36,076 | 89,429 |
| Cash & Bank Balances | 4 | 1,534,216 | 1,019,007 | 345,507 | 2,898,730 | 2,779,916 |
| TDS Reclaimables | | 10,761 | - | - | 10,761 | 6,731 |
| TOTAL | | 2,414,226 | 1,173,732 | 352,657 | 3,940,616 | 3,896,032 |

As per our report of even date

For Rajeev K. Sahu & Associates
Chartered Accountants
FRN-028429C

Rajeev Kumar Sahu
Prop.
M. No-531600

For Preservation And Proliferation Of Rural Resources And Nature (PRAN)

Anil Verma
Chief Functionary

Niraj Kr Verma
Trustee

Date : 26-06-2019
Place : Patna

PRESERVATION & PROLIFERATION OF RURAL RESOURCE AND NATURE
SHASTRI NAGAR, SIKARIYA MORE, RAMPUR GAYA (BIHAR)
Income & Expenditure as at 31st March 2019

| PARTICULARS | TOTAL AS AT 31-03-2019 | APPI | BRLF Capacity | Despande Foundation | Child Protection Committee | ATMA Gaya | DAO | BRLF NPM | General | FCRA | TOTAL AS AT 31-03-2018 |
|---|---------------------------|------------------|------------------|------------------------|----------------------------------|----------------|-----------------|------------------|------------------|------------------|---------------------------|
| REVENUE | | | | | | | | | | | |
| Contributions- Indian | 12,842,247 | 7,179,000 | 717,021 | 1,655,073 | - | 151,130 | 81,000 | 1,597,960 | 144,360 | 1,316,703 | 11,309,609 |
| Interest From Banks | 277,808 | 158,081 | - | - | - | - | - | - | 114,532 | 5,195 | 235,118 |
| Other Income | - | - | - | - | - | - | - | - | - | - | 27,160 |
| Total(A) | 13,120,054 | 7,337,081 | 717,021 | 1,655,073 | - | 151,130 | 81,000 | 1,597,960 | 258,892 | 1,321,898 | 11,571,887 |
| EXPENDITURE | | | | | | | | | | | |
| Logistic Cost | 729,691 | 54,111 | 348,288 | 1,028,117 | - | - | - | 253,502 | - | 73,790 | 982,589 |
| Personnel Cost | 3,147,588 | 252,000 | 127,800 | - | - | - | - | 837,900 | - | 901,771 | 1,766,925 |
| Learning Cost | 50,021 | 15,880 | 34,141 | - | - | - | - | - | - | - | 275,657 |
| Course and Development | - | - | - | - | - | - | - | - | - | - | 139,783 |
| Formation of Committee | 2,874 | - | - | - | 2,874 | - | - | - | - | - | 4,765 |
| Demonstration | 138,179 | - | - | - | - | 137,879 | 300 | - | - | - | 190,374 |
| FFS Farmers Field School | 11,435 | - | - | - | - | 11,435 | - | - | - | - | 72,503 |
| Mobilisation Of Farmers | - | - | - | - | - | - | - | - | - | - | 30,000 |
| Farm School | - | - | - | - | - | - | - | - | - | - | 32,245 |
| Inovative Activities | 28,330 | - | - | - | - | - | 28,330 | - | - | - | 34,620 |
| Office/Admn. Costs | 1,159,369 | 206,568 | - | 262,429 | - | - | - | 215,143 | 394,196 | 81,033 | 787,124 |
| Program Costs | 7,214,369 | 6,231,649 | - | 310,299 | - | - | 62,400 | 551,858 | - | 58,163 | 4,666,677 |
| Monitoring and Evaluation Costs | 229,842 | 129,527 | - | 100,315 | - | - | - | - | - | - | 10,000 |
| Miscellaneous | - | - | - | - | - | - | - | - | - | - | 18,632 |
| Village Resource Persons | 181,990 | - | - | - | - | - | - | 181,990 | - | - | 854,172 |
| Bank charges | 16,544 | 16,544 | - | - | - | - | - | - | - | - | 25,497 |
| Written Off | - | - | - | - | - | - | - | - | - | - | 23,076 |
| Documentary | - | - | - | - | - | - | - | - | - | - | 100,000 |
| Depreciation | 92,177 | 46,382 | - | - | - | - | - | - | 45,795 | - | 133,147 |
| Total(B) | 13,002,408 | 6,952,660 | 510,229 | 1,701,160 | 2,874 | 149,314 | 91,030 | 2,040,393 | 439,990 | 1,114,757 | 10,147,786 |
| Net Surplus (A-B) transfer to rese | 117,647 | 384,421 | 206,792 | (46,087) | (7,874) | 1,816 | (10,030) | (442,433) | (181,099) | 207,140 | 1,424,101 |

As per our report of even date

For Rajeev K Mishra & Associates
Chartered Accountants
FRN-028629C
Rajeev Kumar Sahu
M. No-537600 Accountants

Date : 26-06-2019
Place : Patna

Anil Verma
Chief Functionary

Niraj Kr Verma
Trustee

For Preservation And Proliferation Of Rural Resources And Nature (PRAN)

PRESERVATION & PROLIFERATION OF RURAL RESOURCE AND NATURE

SHASTRI NAGAR, SIKARIYA MORE, RAMPUR GAYA (BIHAR)

Reciepts and Payments as at 31st March 2019

| PARTICULARS | TOTAL AS AT 31.03.2019 | TOTAL AS AT 31.03.2018 |
|---------------------------------|------------------------|------------------------|
| Opening Balance | | |
| Cash at Bank | 2,779,916 | 1,473,869 |
| Reciepts | | |
| Contributions- Indian | 12,842,247 | 11,309,609 |
| Interest on Saving Account | 277,808 | 235,118 |
| Other Income | - | 27,160 |
| Total(A) | 15,899,971 | 13,045,756 |
| Logistic Cost | 729,691 | 982,589 |
| Salaries | 3,147,588 | 1,766,925 |
| Learning Cost | 50,021 | 275,657 |
| Course and Development | - | 139,783 |
| Formation of Committee | 2,874 | 4,765 |
| Demosnstration | 138,179 | 190,374 |
| FFS Farmers Field School | 11,435 | 72,503 |
| Mobilisation Of Farmers | - | 30,000 |
| Farm School | - | 32,245 |
| Inovative Activities | 28,330 | 34,620 |
| Office/Admin. Costs | 1,159,369 | 780,224 |
| Program Costs | 7,214,369 | 4,546,879 |
| Monitoring and Evaluation Costs | 229,842 | 10,000 |
| Miscellaneous | - | 18,632 |
| Village Resource Persons | 181,990 | 854,172 |
| Bank charges | 16,544 | 25,497 |
| Written Off | - | 23,076 |
| Documentary | - | 100,000 |
| Total | 12,910,231 | 9,887,941 |
| Adjustment | | |
| Fixed Asset Purchased | 31,000 | 367,436 |
| Investment | 36,270 | 38,014 |
| Current Liabilities | 73,063 | 5,486 |
| Advances | (53,353) | (7,522) |
| Stock in hand | - | (25,128) |
| TDS Reciaables | 4,030 | 3,914 |
| Interest Accrued | - | (4,301) |
| Total(B) | 13,001,241 | 10,265,840 |
| Balance (A-B) | 2,898,730 | 2,779,916 |
| Cash in hand | - | 796 |
| Cash at Bank | 2,898,730 | 2,779,120 |
| Total | 2,898,730 | 2,779,916 |

As per our report of even date

For Rajeev K Sahu & Associates
Chartered Accountants

FRN-0284296

Rajeev Kumar Sahu
Prop.

M. No-531600

For Preservation And Proliferation Of Rural Resources And Nature (PRAN)

Anil Verma
Chief Functionary

Niraj Kr Verma
Trustee

Date : 26-06-2019
Place : Patna

Schedule 3
Consolidated Depreciation as per Income Tax Act 1961

| PARTICULERS | Opening | Addition | | Total | Rate of dep. | Accumulated dep. | Dep. for the year | Total dep | Closing | |
|-----------------------|----------|--------------------|--------------------|----------------|--------------|------------------|-------------------|----------------|----------------|--|
| | | More than 180 days | Less than 180 days | | | | | | 31-03-19 | |
| Computer & Printers | 01-04-18 | 282,835 | - | 282,835 | 0.60 | 217,911 | 38,954 | 256,866 | 25,969 | |
| Fixture and furniture | | 178,308 | - | 178,308 | 0.10 | 31,289 | 14,702 | 45,991 | 132,317 | |
| Office Equipment | | 159,193 | - | 159,193 | 0.15 | 35,823 | 18,506 | 54,328 | 104,865 | |
| Electrical Fittings | | 145,920 | 31,000 | 176,920 | 0.15 | 43,487 | 20,015 | 63,502 | 113,418 | |
| Total | | 766,256 | 31,000 | 797,256 | | 328,510 | 92,177 | 420,687 | 376,569 | |

As per our report of even date

For Rajeev K. Sahu & Associates
Chartered Accountants

FRN-028429 Patna

Rajeev Kumar Sahu
Prop.

M. No-531600

Date : 26-06-2019

Place : Patna

For Preservation And Proliferation Of Rural Resources And Nature (PRAN)

Anil Verma
Chief Functionary

Niraj Kr Verma
Trustee

Schedule 3


Depreciation as per Income Tax Act 1961
PRAN

| PARTICULERS | Opening | Addition | | Total | Rate of dep. | Accumulated dep. | Dep. for the year | Total dep | Closing |
|-----------------------|---------------------|--------------------|--------------------|----------------|--------------|------------------|-------------------|----------------|-------------------|
| | | More than 180 days | Less than 180 days | | | | | | |
| Computer & Printers | 01-04-18 182,686 | - | - | 182,686 | 0.60 | 158,092 | 14,757 | 172,848 | 31-03-19 9,838 |
| Fixture and furniture | 140,410 | - | - | 140,410 | 0.10 | 27,850 | 11,256 | 39,106 | 101,304 |
| Office Equipment | 37,194 | - | - | 37,194 | 0.15 | 17,763 | 2,915 | 20,678 | 16,516 |
| Electrical Fittings | 121,920 | 31,000 | - | 152,920 | 0.15 | 40,472 | 16,867 | 57,339 | 95,581 |
| Total | 482,210 | 31,000 | - | 513,210 | | 244,176 | 45,795 | 289,971 | 223,239 |

Schedule 3

Depreciation as per Income Tax Act 1961
PRAN APPI

| PARTICULERS | Opening | Addition | | Total | Rate of dep. | Accumulated dep. | Dep. for the year | Total dep | Closing |
|-----------------------|---------------------|--------------------|--------------------|----------------|--------------|------------------|-------------------|----------------|--------------------|
| | | More than 180 days | Less than 180 days | | | | | | |
| Computer & Printers | 01-04-18 100,149 | - | - | 100,149 | 0.60 | 59,820 | 24,198 | 84,017 | 31-03-19 16,132 |
| Fixture and furniture | 37,898 | - | - | 37,898 | 0.10 | 3,439 | 3,446 | 6,885 | 31,013 |
| Office Equipment | 121,999 | - | - | 121,999 | 0.15 | 18,060 | 15,591 | 33,651 | 88,348 |
| Electrical Fittings | 24,000 | - | - | 24,000 | 0.15 | 3,015 | 3,148 | 6,163 | 17,837 |
| Total | 284,046 | - | - | 284,046 | | 84,334 | 46,382 | 130,716 | 153,330 |




PRESERVATION AND PROLIFERATION OF RURAL RESOURCES AND NATURE
SHASTRI NAGAR, SIKARIYA MORE, RAMPUR GAYA (BIHAR)
Schedules of Balance Sheet as at 31st March 2019

| Schedule 1 | PRAN | APPI | FCRA | |
|---|------------------------|------------------------|------------------------|------------------------|
| Particulars | Total As At 31-03-2019 | Total As At 31-03-2019 | Total As At 31-03-2019 | Total As At 31-03-2018 |
| General Fund | | | | |
| Opening Balances as per last year | 2,515,257 | 719,951 | - | 1,702,748 |
| Add:- Excess of income Over expenditure | (473,914) | 384,421 | 207,140 | 1,424,101 |
| Total | 2,041,343 | 1,104,372 | 207,140 | 3,126,849 |

| Schedule 2 | Total As At 31-03-2019 | Total As At 31-03-2019 | Total As At 31-03-2019 | Total As At 31-03-2018 |
|----------------------------|------------------------|------------------------|------------------------|------------------------|
| Particulars | | | | |
| Current Liabilities | | | | |
| Duties And Taxes | 72 | - | 11,522 | 5,072 |
| Sundry Creditors | 43,336 | 47,217 | 12,267 | 232,996 |
| TA & DA Payable | - | 21,923 | 17,528 | 39,317 |
| Salary Payable | (1,037) | - | 95,200 | 23,440 |
| EpF Payable | 12,178 | (2) | - | 36,408 |
| Esic Payable | - | (6) | - | 5,257 |
| VRP Incentive | 9,335 | - | - | 9,335 |
| others payable | - | 229 | 9,000 | - |
| Total | 63,884 | 69,361 | 145,517 | 351,825 |

| Schedule 4 | Total As At 31-03-2019 | Total As At 31-03-2019 | Total As At 31-03-2019 | Total As At 31-03-2017 |
|------------------------------|------------------------|------------------------|------------------------|------------------------|
| Particulars | | | | |
| Cash in Hand and Bank | | | | |
| Cash in Hand | - | - | - | 796 |
| Axis Bank 5668 | 607,675 | - | - | - |
| Axis Bank 02697 | 121,484 | - | - | 284,079 |
| Axis Bank 4232 | 805,056 | - | - | 1,743,053 |
| Axis Bank 4589 | - | 1,019,007 | - | 751,988.50 |
| Bank of India 8104 | - | - | 345,507 | - |
| Total | 1,534,216 | 1,019,007 | 345,507 | 2,779,916 |

| Schedule 5 | Total As At 31-03-2019 | Total As At 31-03-2019 | Total As At 31-03-2019 | Total As At 31-03-2017 |
|--------------------|------------------------|------------------------|------------------------|------------------------|
| Particulars | | | | |
| Advances | | | | |
| Travel Advances | 27,531 | - | - | 12,404 |
| Work Advances | - | 1,395 | 7,150 | 31,953 |
| Sanjit Kumar | - | - | - | 15,000 |
| Sudhir Kumar | - | - | - | 15,000 |
| Sanjay Kumar | - | - | - | 15,072 |
| Total | 27,531 | 1,395 | 7,150 | 89,429 |



ANNEXURE TO AUDIT REPORT**STATEMENT OF PARTICULARS****A.Y. 2019-20****I. APPLICATION OF INCOME FOR CHARITABLE OR RELIGIOUS PURPOSES**

| | | |
|---|------------|---------------|
| 1. Amount of income of the previous year applied to or religious purposes in India during that year | charitable | 13,002,407.51 |
| 2. Whether the trust/institution * has exercised the option under clause (2) of the Explanation to section 11(1) If so, the details of the amount of income deemed to have been applied to charitable or religious purposes in India during the previous year | | NO |
| 3. Amount of income accumulated or set apart* /finally set apart for application to charitable or religious purposes, to the extent it does not exceed 25 per cent of the income derived from property held under trust wholly * /in part only for such purposes. | | 1,968,008.15 |
| 4. Amount of income eligible for exemption under section 11(1)(c) (Give details) Printed from www.incometaxindia.gov.in Page 1 of 3 details) | | N.A |
| 5. Amount of income, in addition to the amount referred to in item 3 above, accumulated or set apart for specified purposes under section 11(2) | | NIL |
| 6. Whether the amount of income mentioned in item 5 above has been invested or deposited in the manner laid down in section 11(2)(b) ? If so, the details thereof | | N.A |
| 7. Whether any part of the income in respect of which an option was exercised under clause (2) of the Explanation to section 11(1) in any earlier year is deemed to be income of the previous year under section 11(1B) ? If so, the details thereof | | N.A. |
| 8. Whether, during the previous year, any part of income accumulated or set apart for specified purposes under section 11(2) in any earlier year- | | |
| (a) has been applied for purposes other than charitable or religious purposes or has ceased to be accumulated or set apart for application thereto, or | | NO |
| (b) has ceased to remain invested in any security referred to in section 11(2)(b)(i) or deposited in any account referred to in section 11(2)(b)(ii) or section 11(2)(b)(iii), or | | NO |
| (c) has not been utilised for purposes for which it was accumulated or set apart during the period for which it was to be accumulated or set apart, or in the year immediately following the expiry thereof? If so, the details thereof | | NO |

II. APPLICATION OR USE OF INCOME OR PROPERTY FOR THE BENEFIT OF PERSONS REFERRED TO IN SECTION 13(3)

| | |
|---|----|
| 1. Whether any part of the income or property of the * trust/institution was lent, or continues to be lent, in the previous year to any person referred to in section 13(3) (hereinafter referred to in this Annexure as such person)? If so, give details of the amount, rate of interest charged and the nature of security, if any | NO |
|---|----|



2. Whether any land, building or other property of the * trust/institution was made, or continued to be made, available for the use of any such person during the previous year? If so, give details of the property and the amount of rent or compensation charged, if any

NO

Emoluments have been paid during the year to Anil Kumar Varma Rs. 12,56,222

3. Whether any payment was made to any such person during the previous year by way of salary, allowance or otherwise? If so, give details

4. Whether the services of the * trust/institution were made available to any such person during the previous year? If so, give details thereof together with remuneration or compensation received, if any

NO

5. Whether any share, security or other property was purchased by or on behalf of the * trust/institution during the previous year from any such person? If so, give details thereof together with the consideration paid

NO

6. Whether any share, security or other property was sold by or on behalf of the * trust/institution during the previous year to any such person? If so, Printed from www.incometaxindia.gov.in Page 2 of 3 the * trust/institution during the previous year to any such person? If so, give details thereof together with the consideration received

NO

7. Whether any income or property of the * trust/institution was diverted during the previous year in favour of any such person? If so, give details thereof together with the amount of income or value of property so diverted


NO

8. Whether the income or property of the * trust/institution was used or applied during the previous year for the benefit of any such person in any other manner? If so, give details

NO

As per our report of even date

For Rajeev K Sahu & Associates
Chartered Accountants
FRN-028429C


Rajeev Kumar Sahu
Prop.

M. No-531600

Date : 26-06-2019

Place : Patna